

General Description

AUTOMATIC TRANSMISSION (DIAGNOSTICS)

3. General Description

A: CAUTION

1. Supplemental Restraint System “Air-bag”

The airbag system wiring harness is routed near the TCM

CAUTION:

- The airbag system wiring harnesses and connectors are colored yellow. Do not use an electric test equipment to check these circuits.
- Be careful not to damage the airbag system wiring harness when performing TCM diagnostics or servicing.

2. Measurement

When measuring the voltage and resistance of the ECM, TCM or each sensor, use a tapered pin with a diameter of less than 0.64 mm (0.025 in) in order to avoid poor contact. Do not insert a pin of more than 0.65 mm (0.026 in) diameter.

B: INSPECTION

1. BATTERY

Measure the battery voltage and specific gravity of the electrolyte.

Standard voltage: 12 V or more

Specific gravity: 1.260 or more

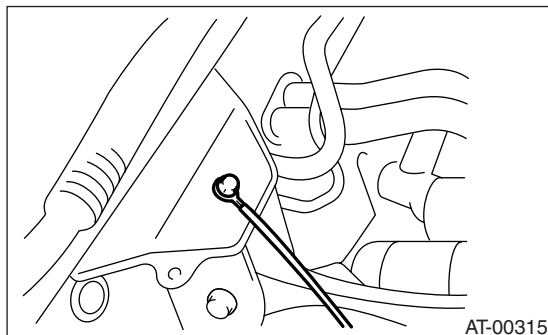
2. TRANSMISSION GROUND

Check that the ground terminal bolt is tightened securely.

Chassis side

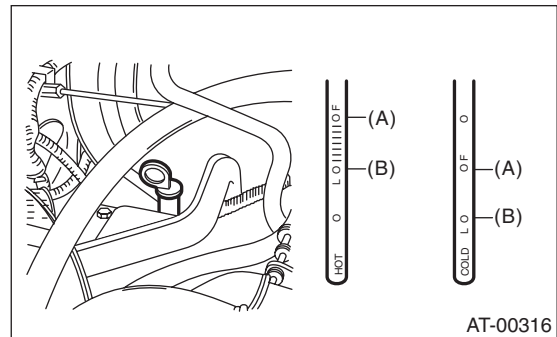
Tightening torque:

13 N·m (1.3 kgf-m, 9.4 ft-lb)



3. ATF LEVEL

Check that the ATF level is at the specified amount. <Ref. to 4AT-28, INSPECTION, Automatic Transmission Fluid.>

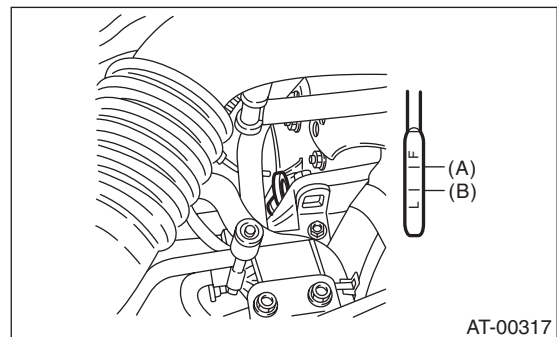


(A) Upper level

(B) Lower level

4. FRONT DIFFERENTIAL OIL LEVEL

Check the front differential oil level is the specified amount. <Ref. to 4AT-30, INSPECTION, Differential Gear Oil.>



(A) Upper level

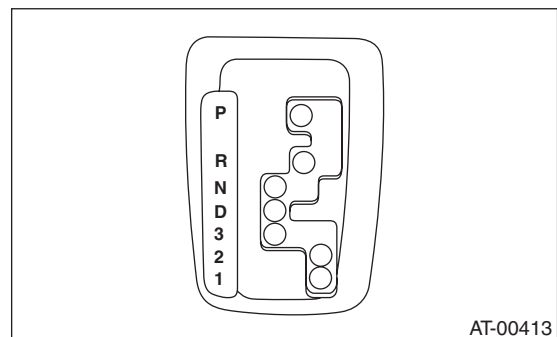
(B) Lower level

5. OPERATION OF SELECT LEVER

Check there is no noise, dragging or contact pattern in each select lever range.

WARNING:

Stop the engine while checking operation of the select lever.

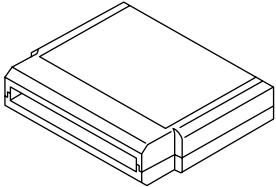



General Description

AUTOMATIC TRANSMISSION (DIAGNOSTICS)

C: PREPARATION TOOL

1. SPECIAL TOOL

ILLUSTRATION	TOOL NUMBER	DESCRIPTION	REMARKS
 ST18482AA010	18482AA010	CARTRIDGE	Troubleshooting for the electrical system.
 ST22771AA030	22771AA030	SUBARU SELECT MONITOR KIT	Troubleshooting for the electrical system.

2. GENERAL TOOL

TOOL NAME	REMARKS
Circuit tester	Used for measuring resistance, voltage and current.
Oscilloscope	Used for measuring the sensor.