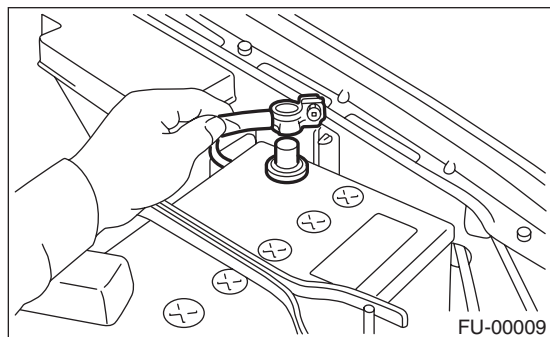


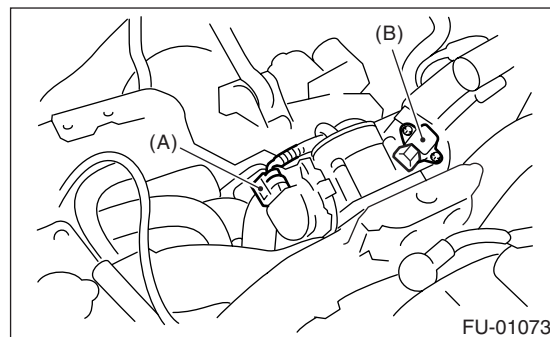
## 2. Throttle Body

### A: REMOVAL

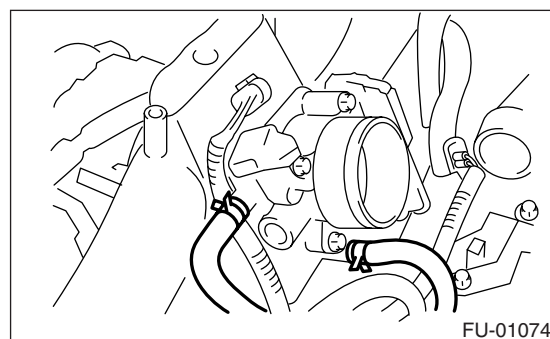
- 1) Disconnect the ground cable from battery.



- 2) Remove the collector cover.
- 3) Remove the intercooler. <Ref. to IN(H4DOTC)-10, REMOVAL, Intercooler.>
- 4) Disconnect the connector from the throttle position sensor (A), and the manifold pressure sensor (B).



- 5) Disconnect the engine coolant hoses from throttle body.



- 6) Remove the bolts which install throttle body to the intake manifold.

### B: INSTALLATION

Install in the reverse order of removal.

#### NOTE:

Always use a new gasket.

#### **Tightening torque:**

**8 N·m (0.8 kgf-m, 5.8 ft-lb)**

