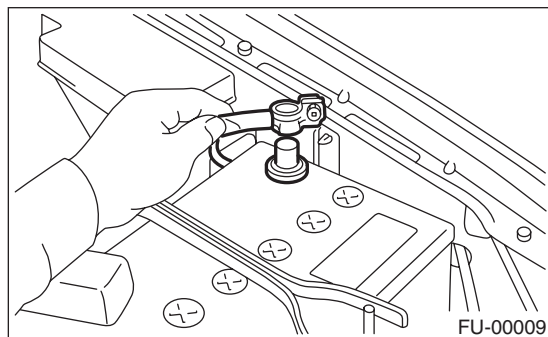


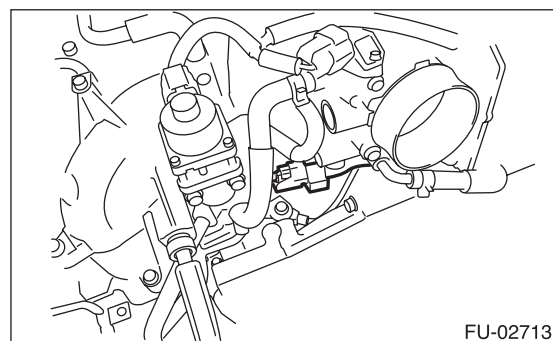
7. Knock Sensor

A: REMOVAL

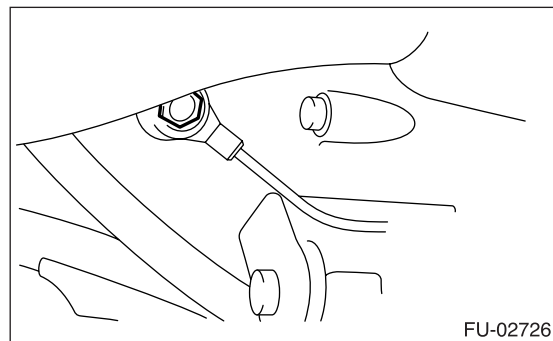
- 1) Disconnect the ground cable from battery.



- 2) Remove the air intake chamber. <Ref. to IN(H4SO)-6, REMOVAL, Air Intake Chamber.>
- 3) Disconnect the knock sensor connector.



- 4) Remove the knock sensor from cylinder block.



B: INSTALLATION

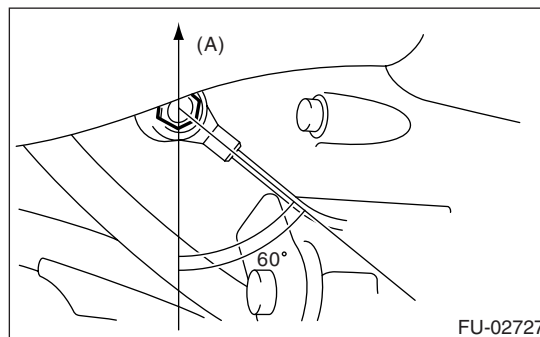
- 1) Install the knock sensor to cylinder block.

NOTE:

Extraction area of knock sensor cord must be positioned at a 60° angle relative to the engine rear.

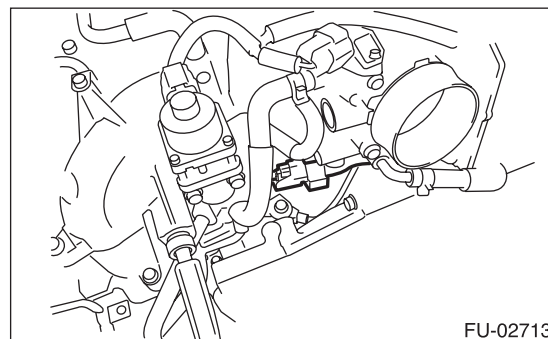
Tightening torque:

24 N·m (2.4 kgf-m, 17.4 ft-lb)



(A) Front side

- 2) Connect the knock sensor connector.



- 3) Install the air intake chamber.
<Ref. to IN(H4SO)-6, INSTALLATION, Air Intake Chamber.>
- 4) Connect the ground cable to battery.

