

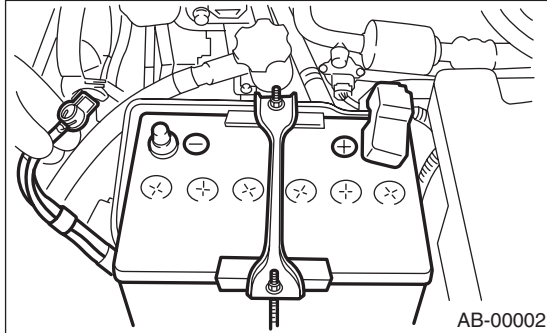
General Description

AIRBAG SYSTEM (TYPE B) (DIAGNOSTICS)

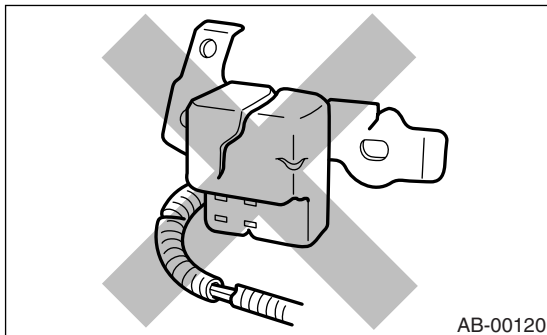
3. General Description

A: CAUTION

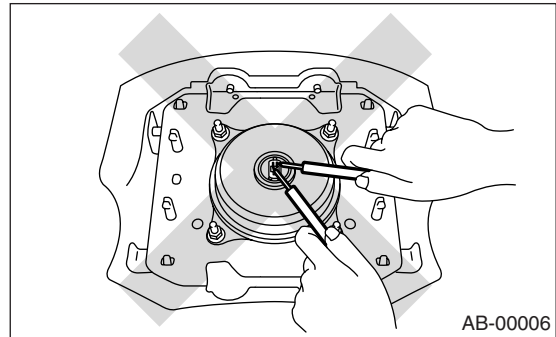
- When servicing a vehicle, be sure to turn the ignition switch to OFF, disconnect the ground cable from battery, and wait for more than 20 seconds before starting work.
- The airbag system is fitted with a backup power source. After disconnecting the battery ground cable, the airbag may deploy if you do not wait for more than 20 seconds before starting airbag system servicing.



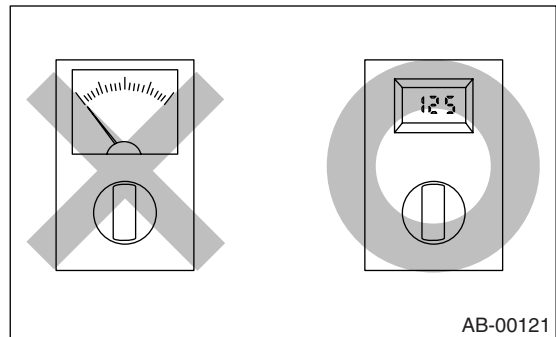
- If the airbag warning light illuminates, repair the vehicle immediately. Otherwise, the airbag or pretensioner may activate incorrectly, or not inflate in an actual collision.
- If sensors, airbag module, airbag control module, pretensioner or harness is deformed or damaged, replace with new parts.
- Do not use the airbag system and pretensioners on other vehicles. When replacing parts, be sure to replace them with new parts.



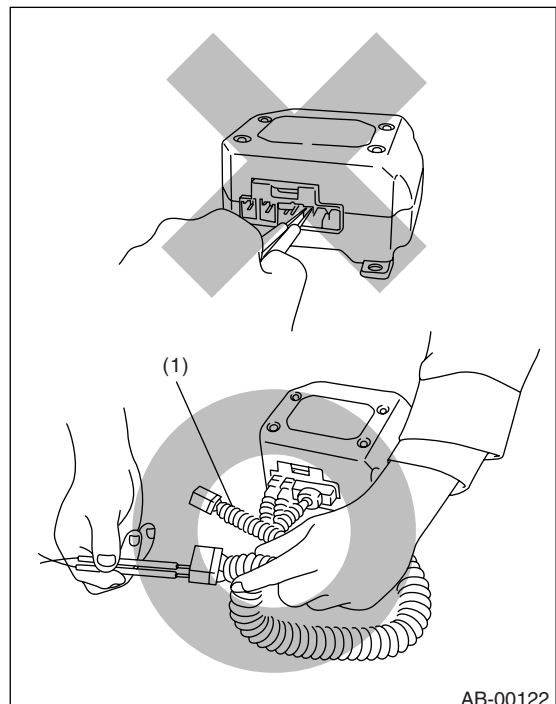
- Do not check continuity of the airbag modules on the driver's side, passenger's side, side airbag modules, or the pretensioner.



- Use a digital circuit tester for the airbag system inspection. Do not use an analog circuit tester. There is a danger of minute current from the analog circuit tester deploying the airbag unexpectedly.



- When checking, use a test harness. Do not touch the tester probe directly to the airbag connector terminal.




(1) Test harness

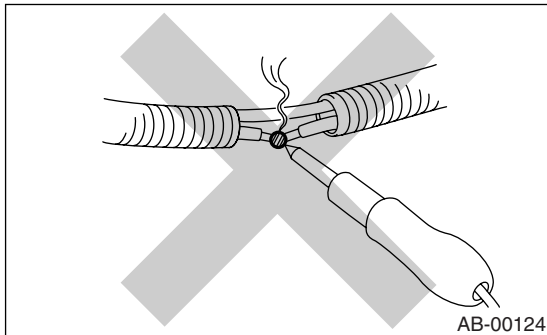
General Description

AIRBAG SYSTEM (TYPE B) (DIAGNOSTICS)

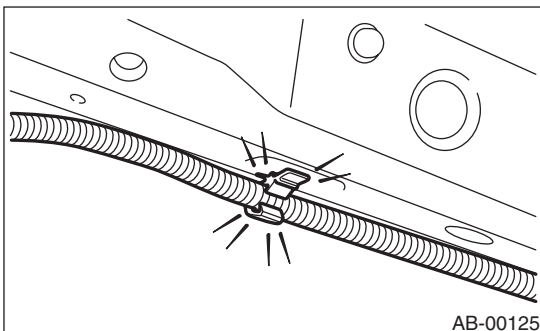
- Do not drop the airbag system parts, or keep them at high temperature over 93°C (199°F), or let water, oil or grease get on them; the internal parts may be damaged and reliability greatly lowered.



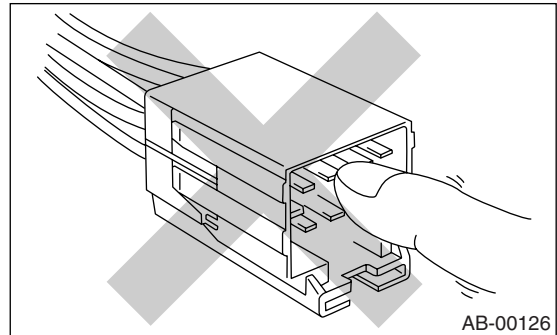
- If damage, open circuit or rust is found on airbag system wiring harness, do not use solder to repair. Replace the faulty harness with a new genuine part.



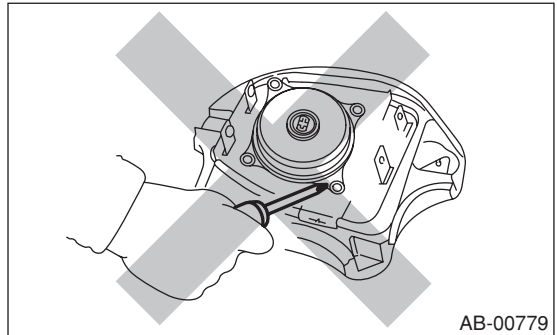
- Install the wiring harness securely with specified clips to avoid interference or becoming tangled with other parts.



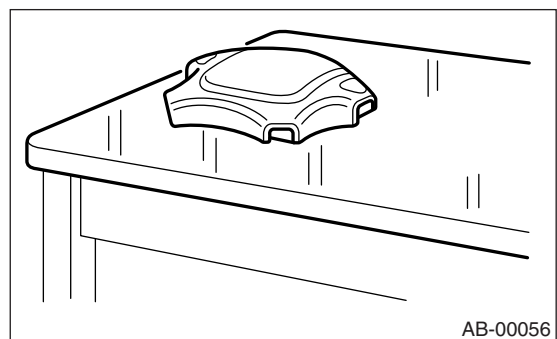
- Do not allow water or oil to come in contact with the connector terminals. Also, do not touch the connector terminals.



- Do not disassemble the airbag modules on the drivers side, passengers side, or for the side airbag system and pretensioners.



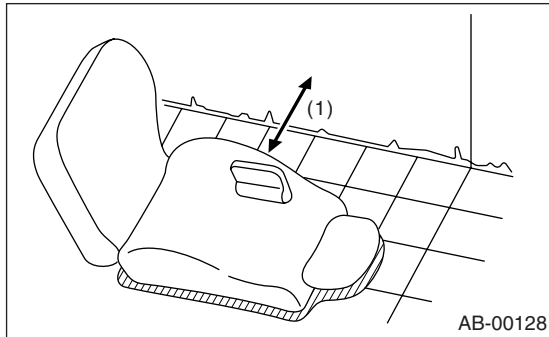
- The airbag module cannot be used again if deployed once.
- After removal, keep the airbag module with the pad side facing upward on a dry, clean and flat surface away from heat, light sources, moisture and dust.



General Description

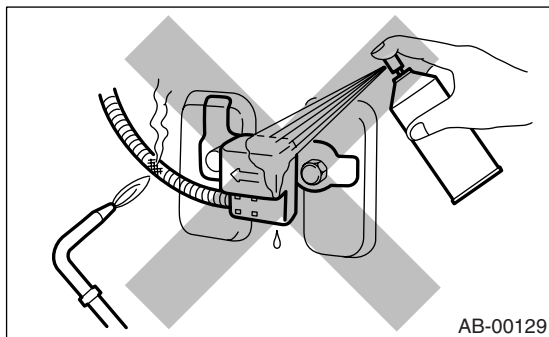
AIRBAG SYSTEM (TYPE B) (DIAGNOSTICS)

- The removed front seat with airbag module must be kept at least 200 mm (8 in) away from walls and other objects.



(1) 200 mm (8 in) or more

- When painting or performing sheet metal work on the front part of the vehicle, including the front wheel apron, front fender and front side frame, remove the front sub sensors and wiring harness of airbag system.
- When painting or performing sheet metal work on the side of the vehicle, including the side sill, center pillar and front and rear doors, remove the side airbag sensors and wiring harness of the airbag system.

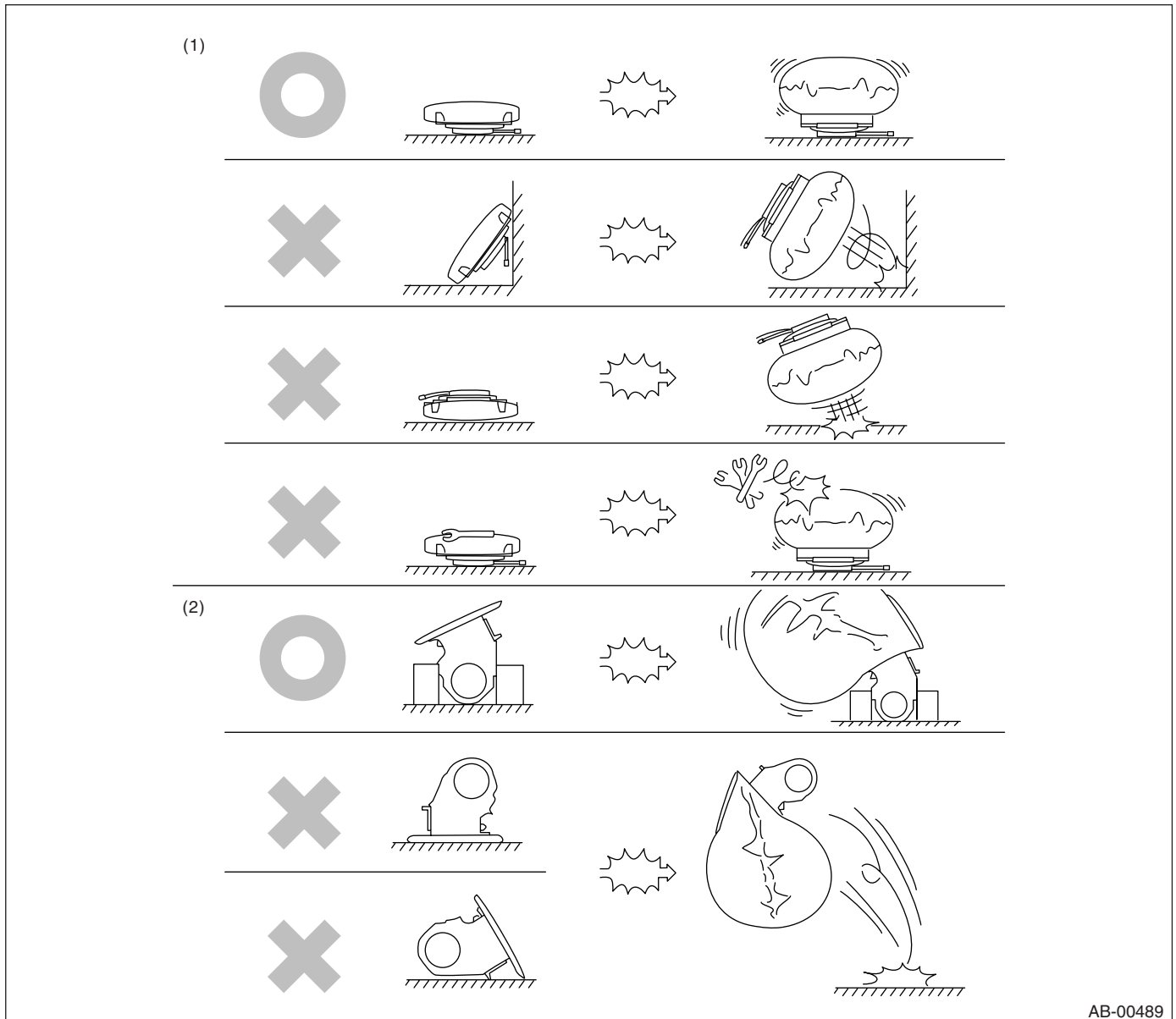


- Do not discard undeployed airbag module. They could easily cause a serious accident if accidentally deployed.

General Description

AIRBAG SYSTEM (TYPE B) (DIAGNOSTICS)

- When storing a removed airbag module, do not place any objects on the module or stack them on top of each other. If the airbag deploys for some reason when it is placed with its pad side facing downward or under an object, a serious accident may result.



AB-00489

(1) Driver's airbag module

(2) Passenger's airbag module

General Description

AIRBAG SYSTEM (TYPE B) (DIAGNOSTICS)

B: INSPECTION

Before diagnosing, check the following items that might be related to the engine problem:

1. BATTERY

Measure the battery voltage and check electrolyte.

Standard voltage:

12 V

Specific gravity:

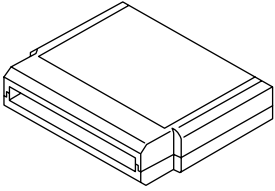

1.260 or more

C: PREPARATION TOOL

CAUTION:

To measure the voltage and resistance of airbag system component, be sure to use the specified test harness.

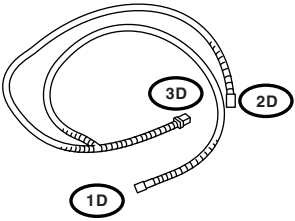
1. SPECIAL TOOL

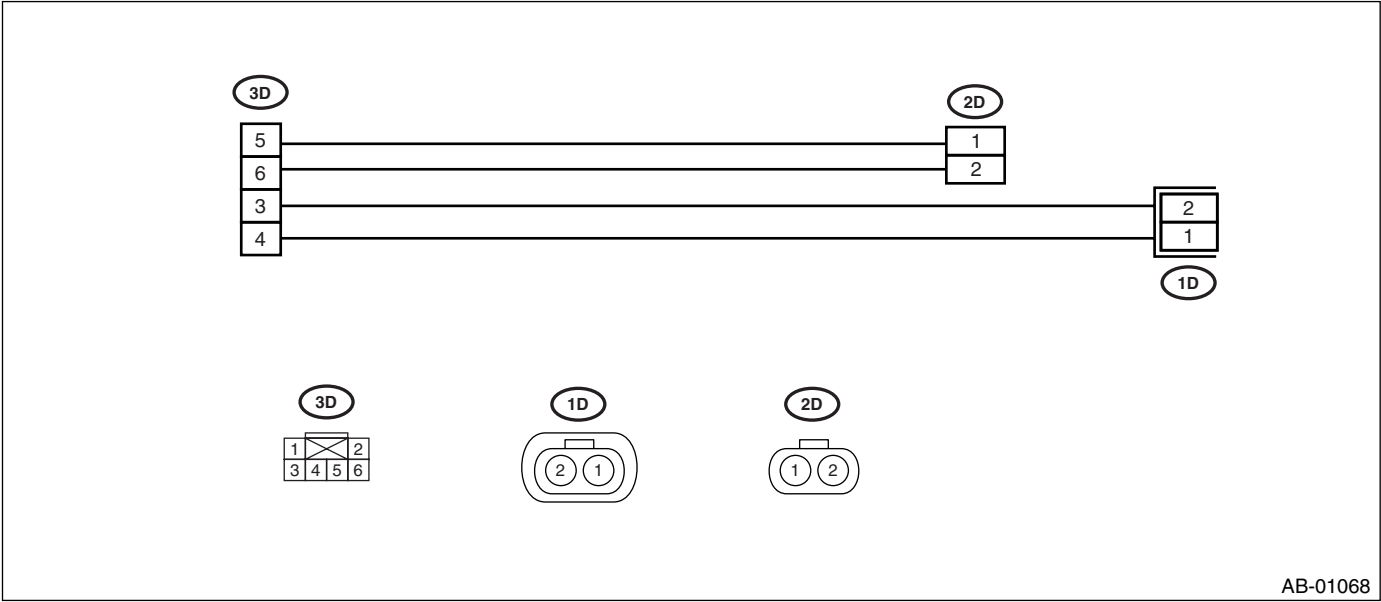
ILLUSTRATION	TOOL NUMBER	DESCRIPTION	REMARKS
 ST18482AA010	18482AA010	CARTRIDGE	Used for diagnosis of the electrical system.
 ST22771AA030	22771AA030	SUBARU SELECT MONITOR KIT	Used for diagnosis of the electrical system.

General Description

AIRBAG SYSTEM (TYPE B) (DIAGNOSTICS)

• TEST HARNESS D

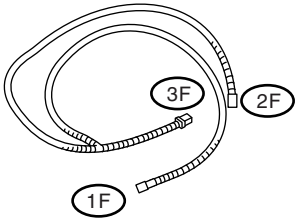
ILLUSTRATION	TOOL NUMBER	DESCRIPTION	REMARKS
 <p>ST98299AG060</p>	98299AG060	TEST HARNESS D	Used when measuring the voltage and resistance of the front seat belt buckle switch.

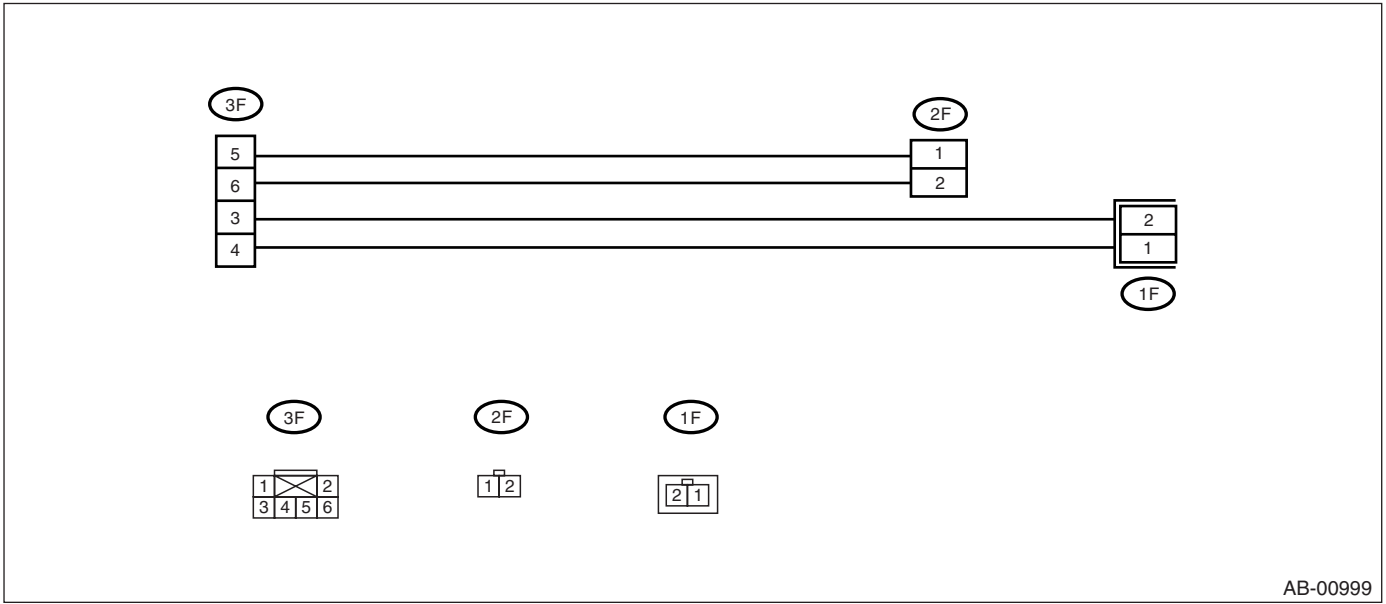


General Description

AIRBAG SYSTEM (TYPE B) (DIAGNOSTICS)

• TEST HARNESS F

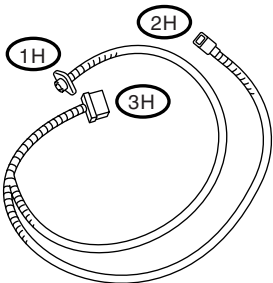
ILLUSTRATION	TOOL NUMBER	DESCRIPTION	REMARKS
 <p>ST98299FC010</p>	98299FC010	TEST HARNESS F	Used when measuring voltage and resistance of airbag module harnesses.

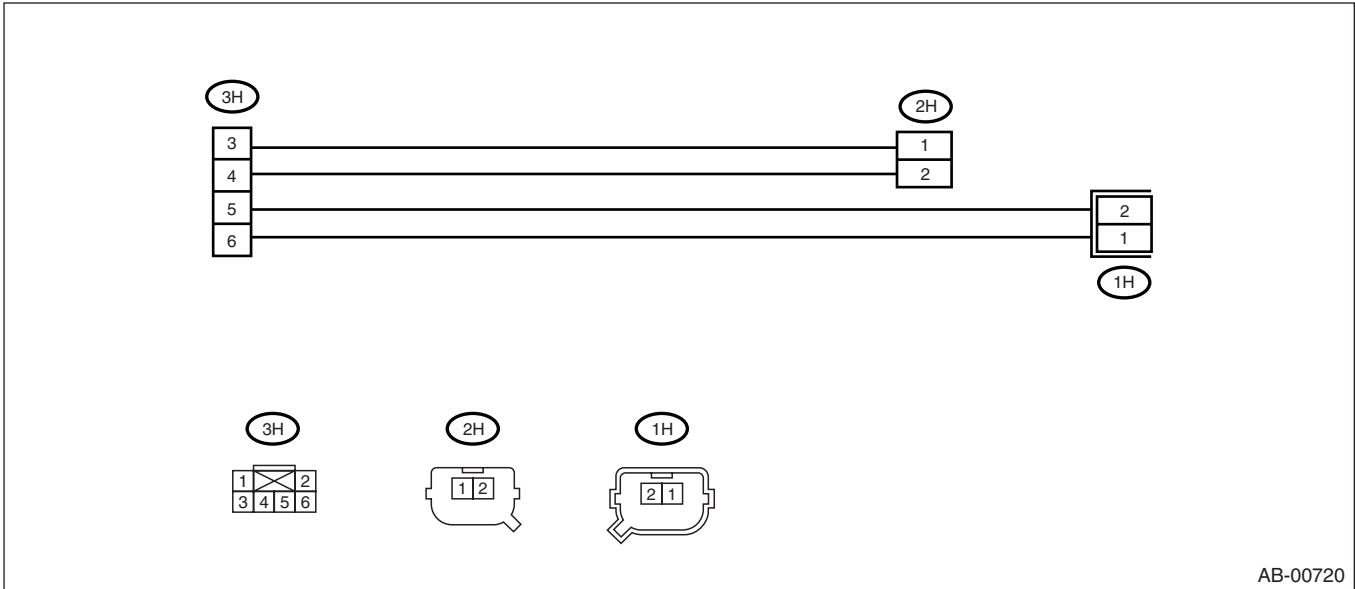


General Description

AIRBAG SYSTEM (TYPE B) (DIAGNOSTICS)

• TEST HARNESS H

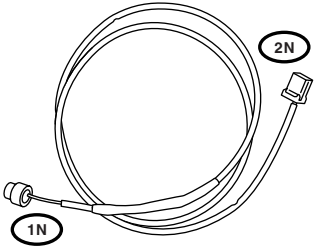
ILLUSTRATION	TOOL NUMBER	DESCRIPTION	REMARKS
 ST98299FA030	98299FA030	TEST HARNESS H	Used when measuring voltage and resistance of front sub sensor.

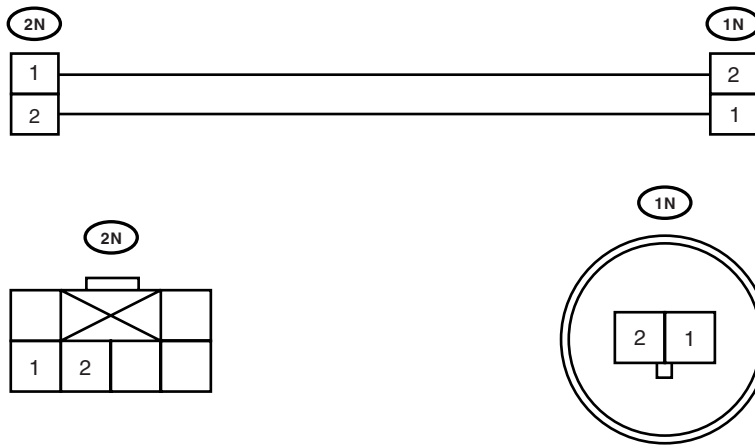


General Description

AIRBAG SYSTEM (TYPE B) (DIAGNOSTICS)

• TEST HARNESS N

ILLUSTRATION	TOOL NUMBER	DESCRIPTION	REMARKS
 <p>ST98299SA000</p>	98299SA000	TEST HARNESS N	Used when measuring voltage and resistance of driver's airbag module and seat belt pretensioner.




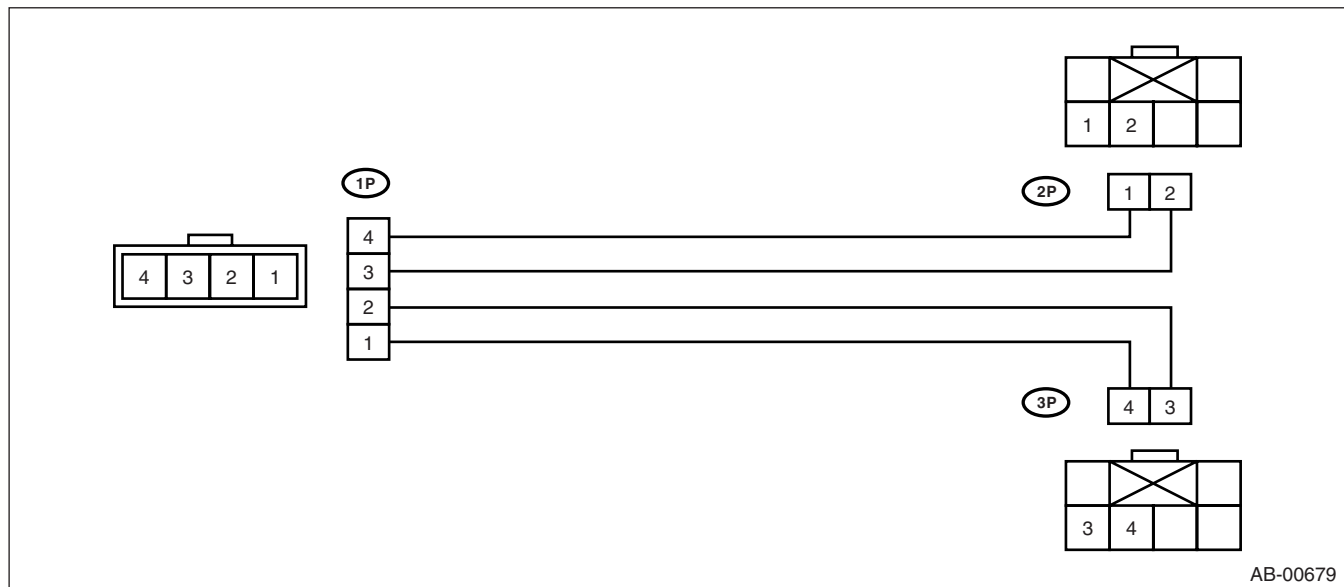
AB-01001

General Description

AIRBAG SYSTEM (TYPE B) (DIAGNOSTICS)

- TEST HARNESS P

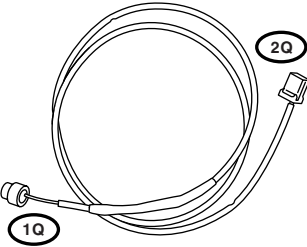
ILLUSTRATION	TOOL NUMBER	DESCRIPTION	REMARKS
 <p>ST98299SA020</p>	98299SA020	TEST HARNESS P	Used when measuring voltage and resistance of driver's airbag module harness and passenger's airbag module harness.

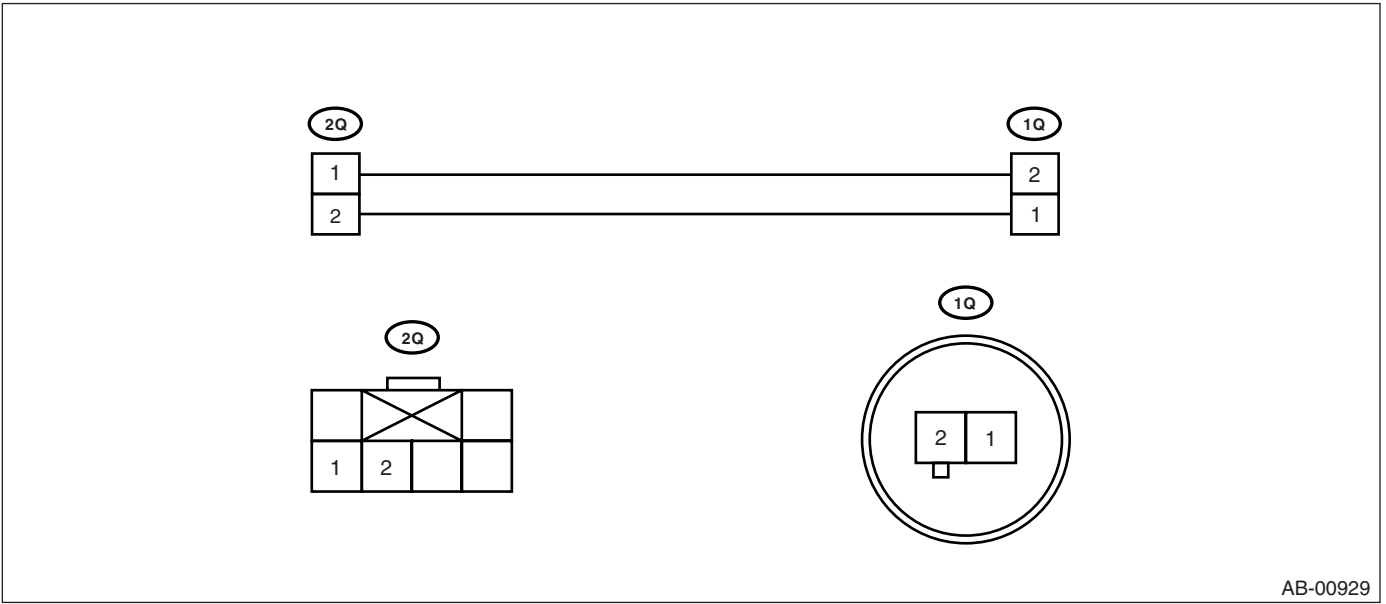


General Description

AIRBAG SYSTEM (TYPE B) (DIAGNOSTICS)

• TEST HARNESS Q

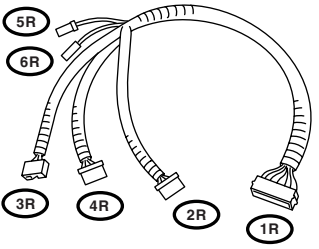
ILLUSTRATION	TOOL NUMBER	DESCRIPTION	REMARKS
 ST98299SA040	98299SA040	TEST HARNESS Q	Used when measuring voltage and resistance of driver's airbag module.

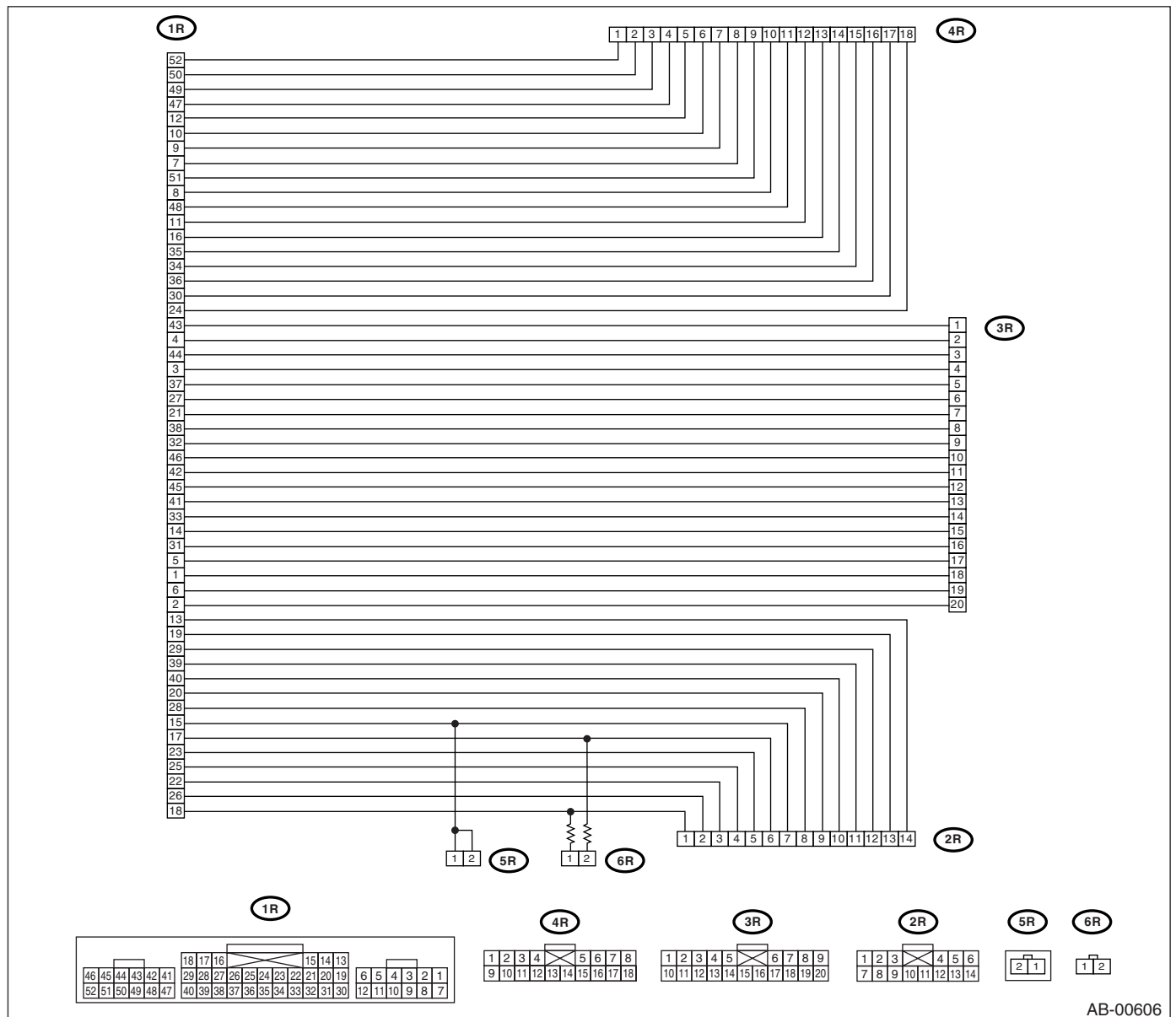


General Description

AIRBAG SYSTEM (TYPE B) (DIAGNOSTICS)

• TEST HARNESS R

ILLUSTRATION	TOOL NUMBER	DESCRIPTION	REMARKS
 <p>ST98299FE030</p>	98299FE030	TEST HARNESS R	Used when measuring voltage and resistance of airbag control module.

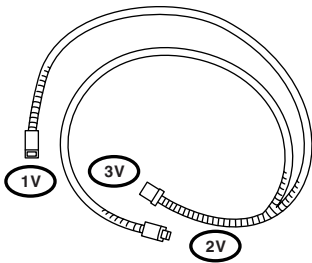


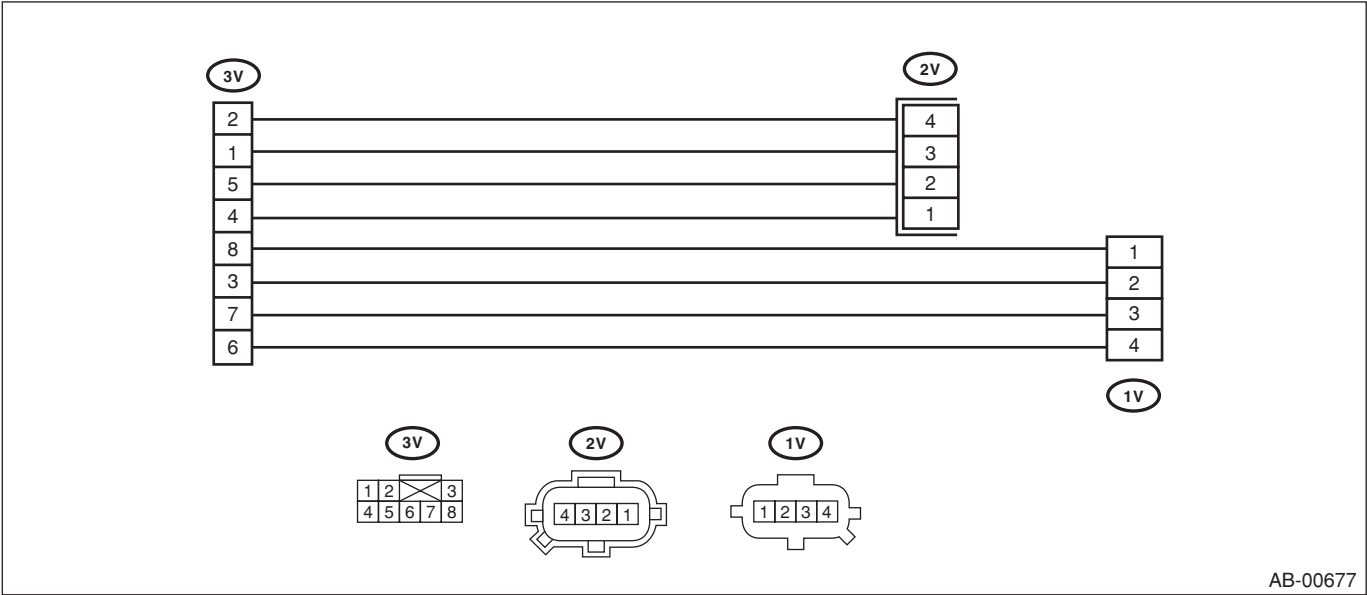
AB-00606

General Description

AIRBAG SYSTEM (TYPE B) (DIAGNOSTICS)

• TEST HARNESS V

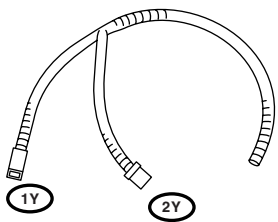
ILLUSTRATION	TOOL NUMBER	DESCRIPTION	REMARKS
 ST98299AG010	98299AG010	TEST HARNESS V	Used when measuring voltage and resistance of side airbag sensor.

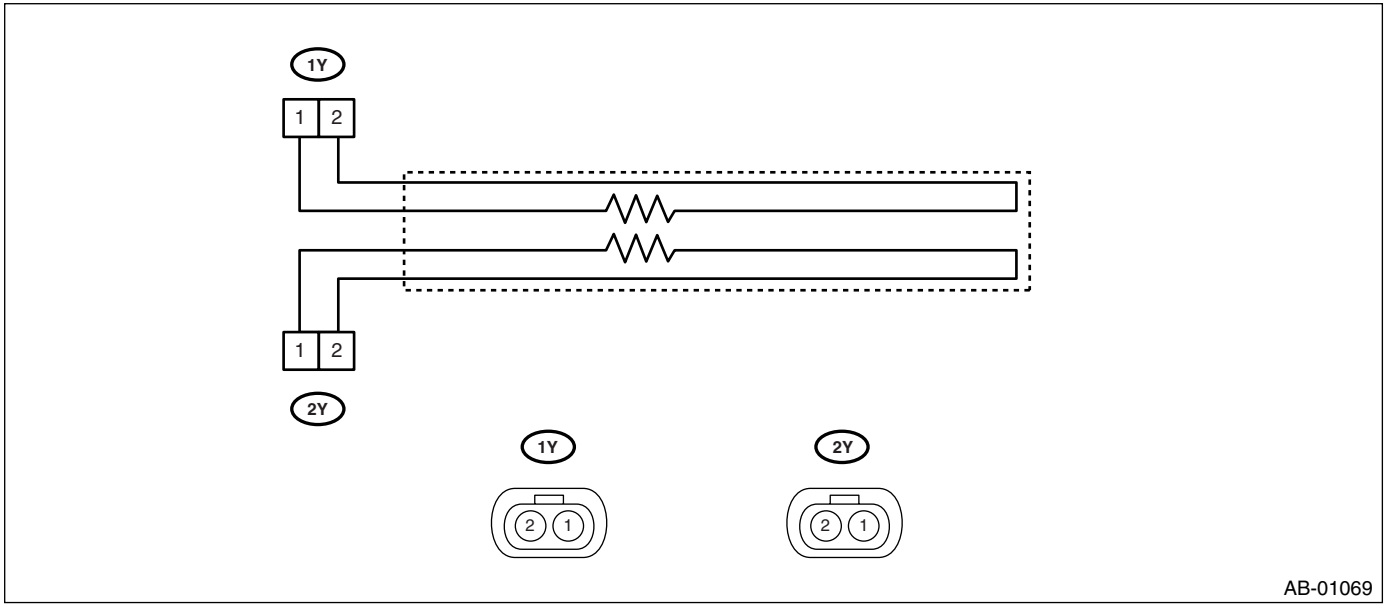


General Description

AIRBAG SYSTEM (TYPE B) (DIAGNOSTICS)

• TEST HARNESS Y

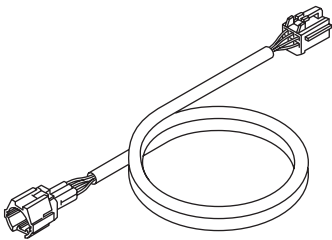
ILLUSTRATION	TOOL NUMBER	DESCRIPTION	REMARKS
 ST98299AG040	28299AG040	TEST HARNESS Y	Used for diagnosing the seat belt buckle switch.




General Description

AIRBAG SYSTEM (TYPE B) (DIAGNOSTICS)

- TEST HARNESS AB

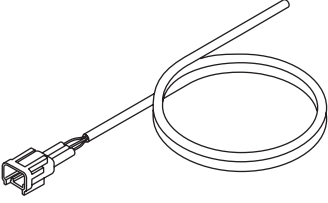
ILLUSTRATION	TOOL NUMBER	DESCRIPTION	REMARKS
 ST98299XA000	98299XA000	TEST HARNESS AB	Used when measuring voltage and resistance of occupant detection system.

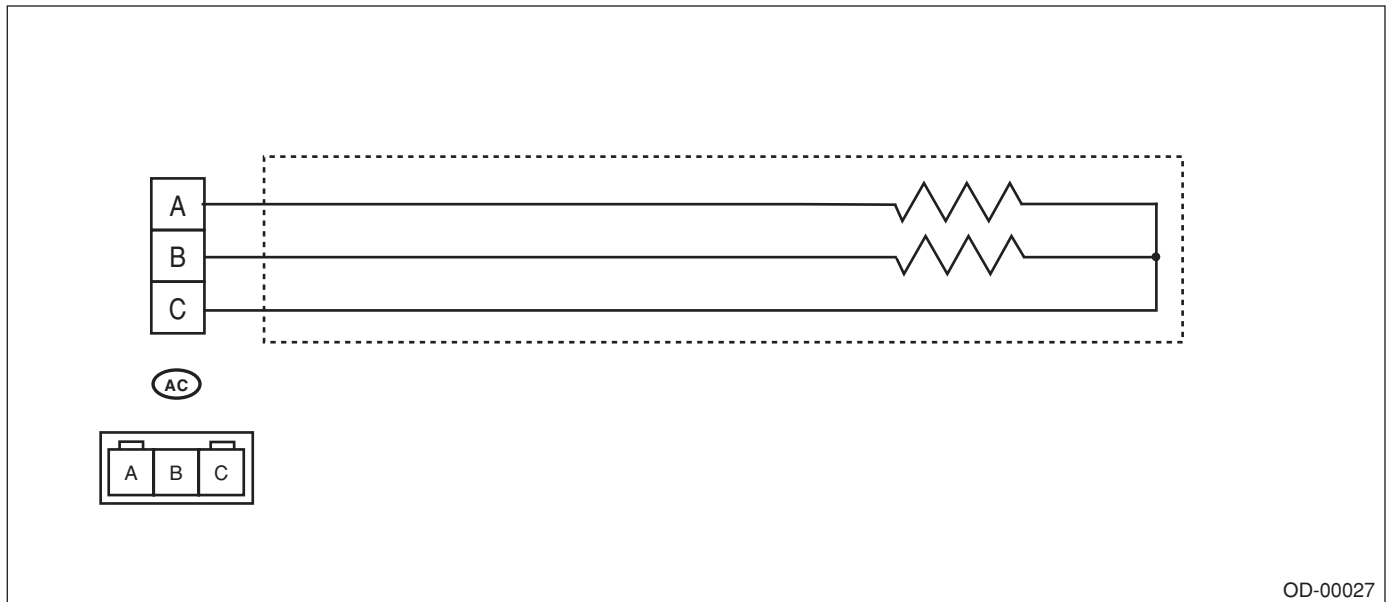


General Description

AIRBAG SYSTEM (TYPE B) (DIAGNOSTICS)

• TEST HARNESS AC

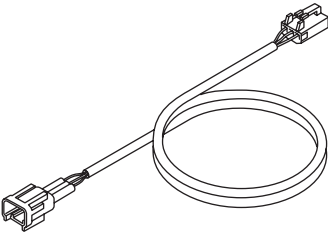
ILLUSTRATION	TOOL NUMBER	DESCRIPTION	REMARKS
 <p>ST98299XA010</p>	98299XA010	TEST HARNESS AC	Used for diagnosing a failure of the seat belt tension sensor.

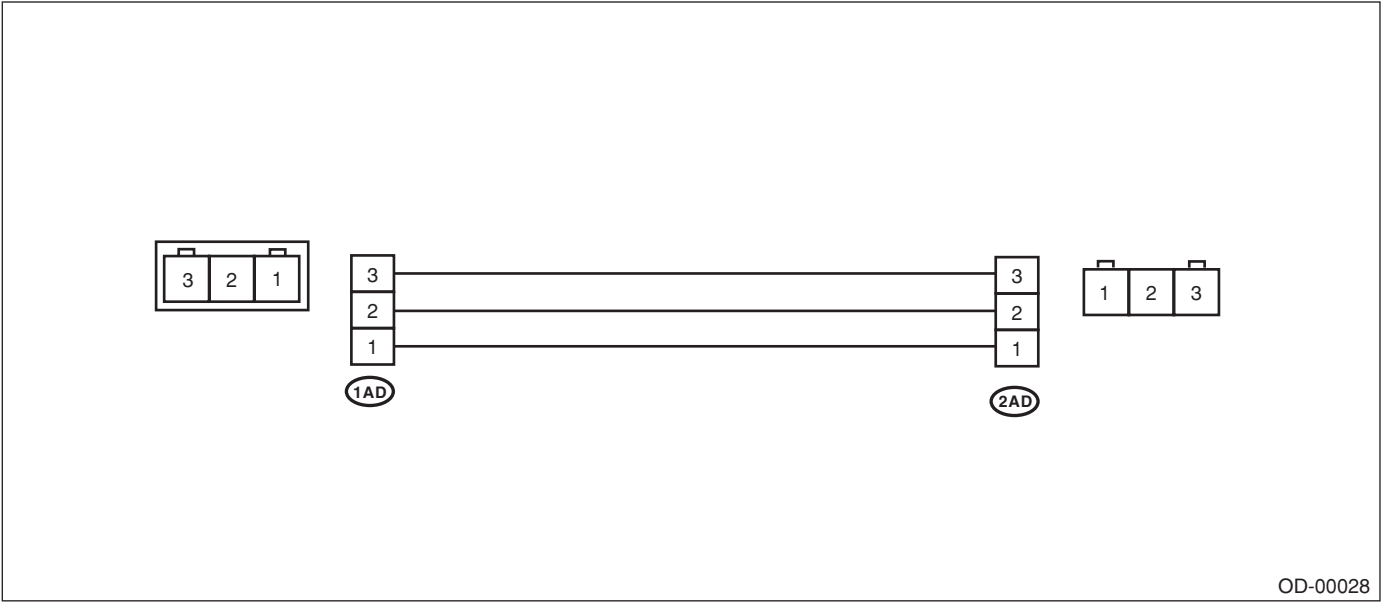


General Description

AIRBAG SYSTEM (TYPE B) (DIAGNOSTICS)

- TEST HARNESS AD

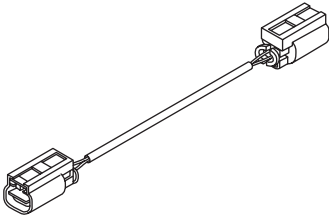
ILLUSTRATION	TOOL NUMBER	DESCRIPTION	REMARKS
 ST98299XA020	98299XA020	TEST HARNESS AD	Used when measuring voltage and resistance of seat belt tension sensor.

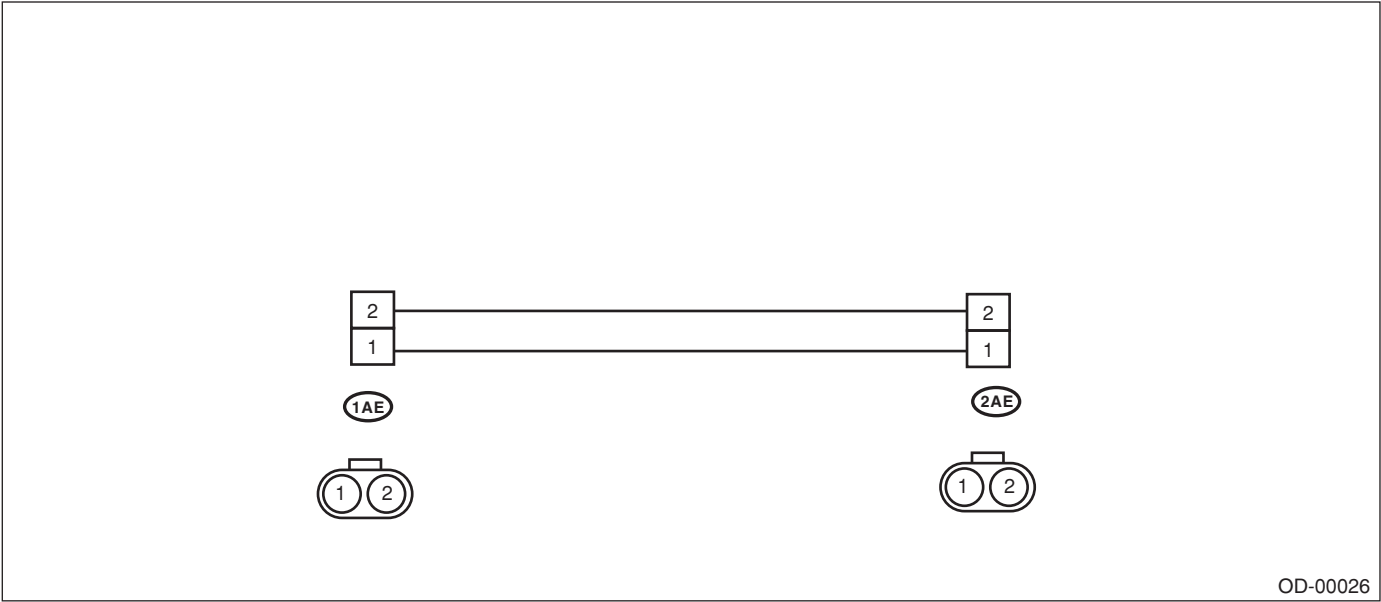


General Description

AIRBAG SYSTEM (TYPE B) (DIAGNOSTICS)

• TEST HARNESS AE

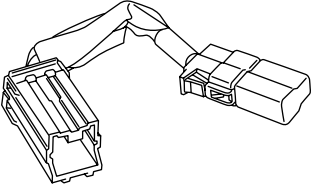
ILLUSTRATION	TOOL NUMBER	DESCRIPTION	REMARKS
 ST98299XA030	98299XA030	TEST HARNESS AE	<ul style="list-style-type: none">• Used for diagnosing a failure of the seat belt tension sensor.• Used together with the test harness Y.




General Description

AIRBAG SYSTEM (TYPE B) (DIAGNOSTICS)

- AIRBAG RESISTOR

ILLUSTRATION	TOOL NUMBER	DESCRIPTION	REMARKS
 ST98299PA040	98299PA040	AIRBAG RESISTOR	Used in replacement of airbag module for which resistance value is same as airbag module.



AB-00433